


PRESSURE REDUCING/SURGE ANTICIPATION SOLENOID

NORMALLY OPEN VALVE

SPECIFICATIONS:



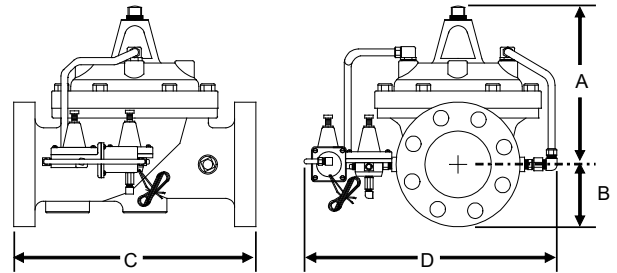
Operating Pressure: 2 to 200 PSI
Regulating Range: 5 to 125 PSI
Voltage Operating Range: 22-28 VAC
Low Current Requirement: 0.10 A at 24 VAC
Assembly: Valve comes fully assembled

MATERIALS

End Connections: Flanged 150 ANSI
Stem, Nut & Spring: Stainless Steel
Diaphragm: Nylon-Reinforced Buna-N
Disc: Buna-N
Disc Retainer: Cast Iron
Diaphragm Washer: Cast Iron
Disc Guide Seat: Bronze
Cover Bearing: Bronze
Optional: Purple Handle for Reclaimed Water
Optional: Epoxy Coating

DIMENSIONS & WEIGHTS (NOMINAL)

SIZE	MODEL NO.	A (IN)	B (IN)	C (IN)	D (IN)	APPROX SHIP WT IN LBS
4"	2265P	10.62	4.50	15.00	17.50	140
6"	2265Q	13.38	5.50	20.00	21.75	280
8"	2265R	16.00	6.75	25.38	26.00	500



PRESSURE LOSS (PSI) AT VARIOUS FLOWRATES

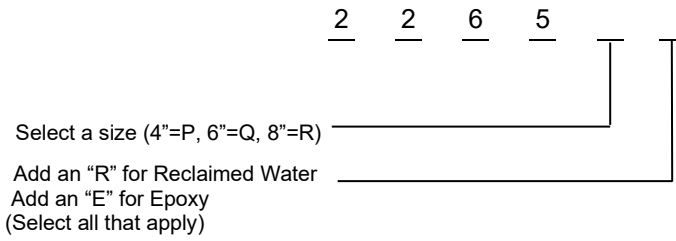
SIZE	FLOWRATE (GPM)																									
	100	200	300	400	500	600	700	800	900	1000	1100	1200	1300	1400	1500	1600	1700	1800	1900	2000	2100	2200	3000	3100	3200	3300
4"	1.0 2.3 4.0 6.3 9.0 12.3 16.0 20.3										CONSULT WITH FACTORY															
6"	USE 1 PSI		0.8	1.2	1.7	2.3	3.0	3.8	4.7	5.7	6.8	8.0	9.3	10.6	12.1	13.7	15.3	17.1	18.9	20.8	IN THIS RANGE					
8"	DROP IN THIS RANGE				0.8	1.1	1.4	1.7	2.0	2.4	2.9	3.3	3.8	4.3	4.9	5.5	6.1	6.7	7.4	8.2	15.2	16.2	17.3	18.4	19.5	

APPLICATIONS

The 2265 Pressure Reducing Surge Anticipation Solenoid valve offers maximum performance combined with the reliability you have come to expect from Griswold Controls. The valve is intended for use in medium to large irrigation systems and can be used on slopes, banks and hilly terrain with no performance loss. The 2265 is designed as a normally open master valve for systems with high supply pressure and fast-acting valves. The 2265_R can be used with Reclaimed Water.

PRESSURE REDUCING/SURGE ANTICIPATION SOLENOID

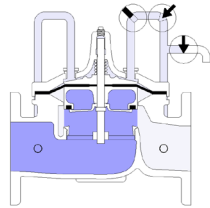
MODEL NUMBER SELECTION



DESCRIPTION:

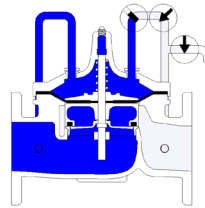
- Normally Open: Energize Solenoid to Close Valve, De-Energize to Open Valve
- On/Off Solenoid Control Valve
- Watertight Epoxy Molded Solenoid Coil
- Slow Closing
- Surges Above Setting Are Automatically Relieved
- "No Surge or Hammer" Operation
- Will Throttle Against Flow Without Chatter
- Diaphragm-Disc Assembly Guided by Stainless Steel Stem in All Positions
- Completely Serviceable Without Removing Valve Body from the System

THEORY OF OPERATION



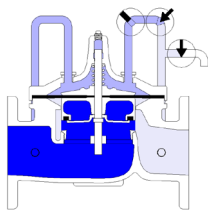
FULL OPEN OPERATION

When pressure in the cover chamber is relieved to a zone of lower pressure, the line pressure at the valve inlet opens the valve, allowing full flow.



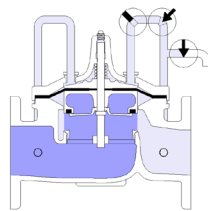
TIGHT CLOSING OPERATION

When pressure from the valve inlet is applied to the cover chamber, the valve closes drip-tight.



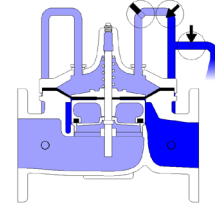
PRESSURE REDUCTION

When the pressure in the system increases, the regulating pilot restricts the amount of fluid leaving the upper chamber. This causes the diaphragm to decrease the flow through area of the valve, reducing pressure system to its preset point.



PRESSURE COMPENSATION

When the flow demand in the system increases, the regulating pilot allows more fluid to leave the upper chamber. This causes the diaphragm to increase the flow through area of the valve, raising pressure system to its preset point.



SURGE ANTICIPATION

In the event of a surge, the regulating pilot restricts the amount of pressure to the upper chamber, closing the valve. To prevent Hammer, a relief pilot opens to relieve the surge pressure.