


DIRECT MOUNTED METER KIT



The Direct Mounted Meter Kit includes a pressure gauge with dial, three-way selector valve, connection tubing, fittings for easy installation, and a flow rate chart for estimating rate of flow.


SPECIFICATIONS:

PSI Readout: -14.7 -150 PSI
Pressure Gauge: 4-1/2" dial
Weight: 2.5 lbs.
Assembly: Kit comes fully assembled.

MODEL NUMBER

3411

SINGLE HOSE METER KIT



The Single Hose Meter Kit includes a pressure gauge with dial, 5' length of flex hose, shut-off valve, and carrying case. Choice of fittings for connecting unit to either a pressure valve or pressure/temperature valve.


SPECIFICATIONS:

PSI Readout: -14.7 - 150 PSI
Pressure Gauge: 4-1/2" dial
Weight: 2 lbs.
Assembly: Kit comes fully assembled.

MODEL NUMBER

3421A (Pressure Valves)
 3421B (Pressure/Temperature Valves)

DUAL HOSE METER KIT



The Dual Hose Meter Kit includes a pressure gauge with dial, three-way push button-operated valve, 5' long dual connection hoses, dual shut-off valves, and carrying case. Choice of fittings for connecting unit to either a pressure valve or pressure / temperature valve.

SPECIFICATIONS:

PSI Readout: -14.7 - 150 PSI
Pressure Gauge: 4-1/2" dial
Weight: 5.5 lbs.
Assembly: Kit comes fully assembled.

MODEL NUMBER

3429A (Pressure Valves)
 3429B (Pressure/Temperature Valves)