



**SPECIFICATIONS**

- Angle of Rotation:** 95°<sup>1</sup>
- Overload Protection:** Automatic
- Protection Class:** IP 54
- Rotation:** Clockwise / Counterclockwise<sup>2</sup>
- Noise Level:** 40dB(A)
- Compatible With:** 2-Way Unimizer®, 3-Way Unimizer®, Automizer®, PIC-V™, PIM-V™, Space Saver PIC-V™

The Griswold Controls Universal Mounting Plate on all 1/2" to 3" valves is compatible with the following actuators besides the actuators detailed in the following tables. Contact the factory if you have a different model number not listed below.<sup>3</sup>

- Honeywell:** ML6161D2006, ML6174D2009, ML7161A2008, ML7174A2001, ML6185A1000, ML6185C1008, ML8185A1008, ML8185C1006, ML7285A1007, ML7285C1005, MN6105, MN7510, MN7520, MN6110
- Schneider Electric:** MF40-6083, MA40-7043, MA40-7043-501, MA40-7040, MA40-7040-501, MF40-7043, MF40-7043-501, MS40-7043, MS40-7043-501
- Johnson Controls:** M9106-AGA2, M9106-AGC2, M9106-GGA2, M9106-GGC2, M9206-AGA2, M9206-AGC2, M9206-GGA2, M9206-GGC2, M9104-AGA-2S, M9208-GGA-2, M9208-GGA-3
- Belimo:** LM24, LM24S, LF24, LF24S, LF120, LF120S, LF24-3, LF24-3S, LM24SR, LF24SR, LF24SRS, LMB24-SR-T, LMB24-3-T
- Neptronic:** BBT-24, BBT-1000, BBT-1060, BBT-1021, BBT-1080, BBTHV-1100, BBTHV-1160, BBTHV-1120, BBTHV-1180, BBM2000A, BBM2060A

**SUITABLE FOR 1/2" TO 3" VALVES - torque required is less than 35 in-lbs for all valves**

SIEMENS	GDE131.1P	GDE161.1P	GMA121.1P	GMA131.1P	GMA161.1P
Power Supply	24Vac	24Vac	24Vac/dc	24Vac/dc	24Vac/dc
Torque	44 in-lb	44 in-lb	62 in-lb	62 in-lb	62 in-lb
Control Signal: On/Off			•		
Control Signal: 3 Point	•			•	
Control Signal: Modulating 0–10 VDC		•			•
Speed	90 sec	90 sec	90 sec	90 sec	90 sec
Fail Safe (Spring Return)			•	•	•
Operating Power	3.3 VA	3.3 VA	5 VA	5 VA	5 VA
Mounting Components	9656-250	9656-250	9656-250	9656-250	9656-250
Weight	1.1 pounds	1.1 pounds	3.0 pounds	3.0 pounds	3.0 pounds
Wiring Diagram	<p>Where 6 is CW and 7 is CCW</p>				

**NOTES**

- <sup>1</sup> Griswold Controls actuators are factory aligned with valve position and end stop set when part of a pre-assembled valve and will only rotate 90°. Field mounting requires the installer following good industry practice, to align actuator settings with valve positions and set the end stops before operation.
- <sup>2</sup> *Non Failsafe models:* Clockwise/Counterclockwise rotation can be changed via a field accessible switch on the actuator housing. See actuator cover for direction. *Failsafe models:* Turn actuator upside down to change rotation or use a switch to change rotation. See actuator IOM for specifics.
- <sup>3</sup> Do not use actuators capable of torques higher than 90 in-lbs.

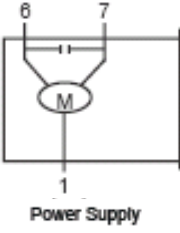
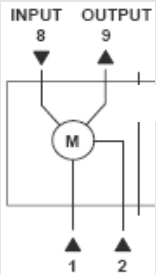
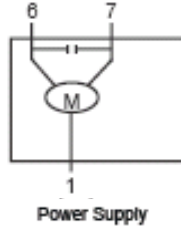
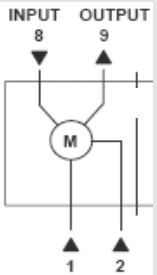
**SUITABLE FOR 1/2" TO 3/4" VALVES ONLY**

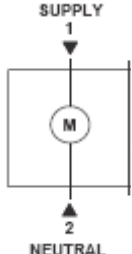
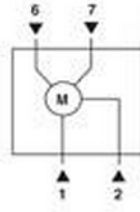
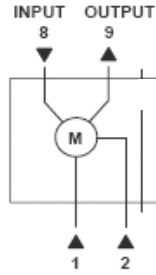
<b>KMC CONTROLS</b>	<b>MEP-4201</b>	<b>MEP-4255</b>	<b>MEP-4252</b>
Power Supply	24 Vac/dc	100-240 Vac	24 Vac/dc
Torque	25 in-lb	25 in-lb	25 in-lb
Control Signal: On/Off	•	•	
Control Signal: 3 Point	•		
Control Signal:			Modulating 2-10VDC
Speed	<35 sec	<25 sec	<50 sec
Fail Safe (Capacitor)		•	•
Operating Power	6 VA	6 VA	6 VA
Mounting Components	9656-248	9656-248	9656-248
Weight	1.1 pounds	1.5 pounds	1.5 pounds
Wiring Diagram	See actuator cover for wiring diagram		

**SUITABLE FOR 1/2" TO 3" VALVES**

<b>KMC CONTROLS</b>	<b>MEP-4001</b>	<b>MEP-4002</b>	<b>MEP-4554</b>	<b>MEP-4555</b>	<b>MEP-4501</b>	<b>MEP-4552 (formerly MEP-5372)</b>	<b>MEP-4551 (formerly MEP-5373)</b>	<b>MCP- 36315000</b>
Power Supply	24 Vac	24 Vac	24 Vac/dc	100-240 Vac	24 Vac	24 Vac	24 Vac	Pneumatic
Torque	40 in-lb	40 in-lb	45 in-lb	45 in-lb	40 in-lb	45 in-lb	45 in-lb	59 in-lb
Control Signal: On/Off			•	•	•			
Control Signal: 3 Point	•				•		•	
Control Signal:		Modulating 2-10VDC				Modulating 2-10VDC		8-13 psi
Speed	90 sec	90 sec	<35 sec	<25 sec	<35 sec	50 sec	90 sec	
Fail Safe (Capacitor)			•	•		•	•	
Operating Power	2 VA	4 VA	6 VA	6 VA	6 VA	6 VA	6 VA	
Mounting Components	9656-250	9656-250	9656-248	9656-248	9656-248	9656-250	9656-250	9656-852
Weight	1.1 pounds	1.1 pounds	1.5 pounds	1.5 pounds	1.1 pounds	3.0 pounds	3.0 pounds	1.5 pounds
Wiring Diagram	See actuator cover for wiring diagram							

**SUITABLE FOR 4" TO 6" UNIMIZER AND 3" TO 6" PIM**

<b>SIEMENS</b>	<b>GLB131.1P</b>	<b>GLB 161.1P</b>	<b>GEB131.1P</b>	<b>GEB161.1P</b>
Power Supply	24Vac	24Vac	24Vac	24Vac
Torque	88 in-lb	88 in-lb	132 in-lb	132 in-lb
Control Signal: 3 Point	•		•	
Control Signal: Modulating 0–10 VDC		•		•
Speed	125 sec	125 sec	125 sec	125 sec
Built-in Auxiliary Switches				
Position Feedback				•
Operating Power	2.3 VA	3.3 VA	3 VA	5 VA
Mounting Clip	9656-762	9656-762	9656-817	9656-817
Weight	1.1 pounds	1.1 pounds	2.2 pounds	2.2 pounds
Enclosure	Nema 2	Nema 2	Nema 1	Nema 1
Wiring Diagram	 <p>Where 6 is CW and 7 is CCW</p>		 <p>Where 6 is CW and 7 is CCW</p>	

<b>SIEMENS</b>	<b>GCA121.1P</b>	<b>GCA131.1P</b>	<b>GCA161.1P</b>
Power Supply	24Vac/dc	24Vac/dc	24Vac/dc
Torque	142 in-lb	142 in-lb	142 in-lb
Control Signal: On/Off	•		
Control Signal: 3 Point		•	
Control Signal: Modulating 0–10 VDC			•
Speed	90 sec	90 sec	90 sec
Built-in Auxiliary Switches			
Fail Safe (Spring Return)	•	•	•
Operating Power	7 VA	7 VA	7 VA
Mounting Clip	9656-759	9656-759	9656-759
Weight	4.4 pounds	4.4 pounds	4.4 pounds
Wiring Diagram		 <p>Where 1 is Supply, 2 is Neutral, 6 is CW, 7 is CCW</p>	

<b>KMC CONTROLS</b>	<b>MEP-4951</b>	<b>MEP-4952</b>	<b>MEP-4972</b>	<b>MEP-4954</b>	<b>MEP-4974</b>
Power Supply	24 Vac	24 Vac	24 Vac	24 Vac	24 Vac
Torque	90 in-lb	90 in-lb	90 in-lb	90 in-lb	90 in-lb
Control Signal: On/Off				•	•
Control Signal: 3 Point	•				
Control Signal:		Modulating 2-10VDC	Modulating 2-10VDC		
Speed	< 45 sec	< 80 sec	< 80 sec	< 45 sec	< 45 sec
Fail Safe (Capacitor)	•	•	•	•	•
Built-in Auxiliary Switches			•		•
Operating Power	6VA	6 VA	6 VA	6 VA	6 VA
Mounting Clip	9656-762	9656-762	9656-762	9656-762	9656-762
Weight	1.5 pounds	1.5 pounds	1.5 pounds	1.5 pounds	1.5 pounds
Wiring Diagram	See actuator cover for wiring diagram				

**The Griswold Controls Universal Large Mounting Plate is also compatible with the following actuators.**

**Honeywell:** ML6284A1027, MN6120A1002, MN6120A1200, MN6134A1003, MN7220A2205, MN7510A2209, MN7510A2001, MN6110A1201, MN6110A1003, MS3110/MS3120/ MS4110/MS4120/ MS4610/MS4620/ MS7110/MS7120/ MS7510/MS7520/ MS8110/MS8120

**Schneider Electric:** MF41-6153, MS41-6153, MA4x-7153, MA4x-7153-502, MS4x-7153, MS4x-7153-502, MF4x-7153, MF4x-7153-502,

**Johnson Controls:** M9116-xxx-2, 9124-xxx-2, 9132-xxx-2, M9216-xGx-2, M9208-Bxx-3, M9106-xGx, M9208-GGx-x, M9109, M9220-xxx-3

**Belimo:** AM24, AM24-SR, AF24, AF24-SR, AFB24, AFB24-SR, AFX24, NFB24, NFX24, AFB24-S, AFB24-SR-S, AFX24-S, NFB24-S, NFX24-S, AFB24-MFT, AFB24-SR-MFT, AFX24-MFT, NFB24-MFT, NFX24-MFT, AFB24-MFT-S, AFB24-SR-MFT-S, AFX24-MFT-S, NFB24-MFT-S, NFX24-MFT-S